

YMRC - Yas Racing Series 2

Final Starting Grid

17 - 18 January 2019
North Corkscrew - 2298 mtr.

Starting Grid - NGK UAETCC - RACE 1

Start Time : 11:20 - Heat Duration : 30 Minutes

Pos	Nbr	Name	time
-----	-----	------	------

Pos	Nbr	Name	time
-----	-----	------	------

----- STARTLINE -----

Pole Right

2	69	Will MORRISON	1:04.877
4	23	Peter ENGLAND	1:07.649
6	11	Craig THOMPSON	1:08.706

Row 1

Row 2

Row 3


Row 4

1	48	Ricky COOMBER	1:04.566
3	10	Rahil TANEJA	1:07.139
5	86	Ali KAMYAB	1:07.916
7	21	Phil CRAVEN	1:09.672


Results: www.getraceresults.com

Timekeeping by: Time Service BV - The Netherlands

Publication-time

Steward 

Steward 

Steward 

RICHARD MILLE

YMRC - Yas Racing Series 2

NGK UAETCC
Final Results QUALIFYING17 - 18 January 2019
North Corkscrew - 2298 mtr.




Pos	Nbr	Name	Cls	PIC	Fastest	In	Gap	Diff	Laps	Km/h
1	48	Ricky COOMBER	2	1	1:04.566	10			11	128.13
2	69	Will MORRISON	Clio cup	1	1:04.877	9	0.311	0.311	10	127.52
3	10	Rahil TANEJA	Clio cup	2	1:07.139	9	2.573	2.262	12	123.22
4	23	Peter ENGLAND	Clio cup	3	1:07.649	15	3.083	0.510	15	122.29
5	86	Ali KAMYAB	2	2	1:07.916	13	3.350	0.267	17	121.81
6	11	Craig THOMPSON	Clio cup	4	1:08.706	6	4.140	0.790	7	120.41
7	21	Phil CRAVEN	2	3	1:09.672	13	5.106	0.966	14	118.74

Fastest time : 1:04.566 in lap 10 by nbr. 48 : Ricky COOMBER ()

Results: www.getraceresults.com

Timekeeping by : Time Service BV - The Netherlands

Publication-time

Steward	Steward	Steward	RICHARD MILLE
			
Page 1 of 1			

NGK UAETCC
Sector Analyse - QUALIFYING17 - 18 January 2019
North Corkscrew - 2298 mtr.

Pos	Nbr	Name / Team name	Sector 1			Sector 2			Sector 3			Theoretical best	Actual best	In
			time	Lap	pos	time	Lap	pos	time	Lap	pos			
1	48	Ricky COOMBER	29.826	10	2	18.208	9	1	16.387	10	2	1:04.421	1:04.566	10
2	69	Will MORRISON	29.617	8	1	18.784	9	2	16.251	9	1	1:04.652	1:04.877	9
3	10	Rahil TANEJA	30.830	7	3	19.203	9	4	17.065	9	3	1:07.098	1:07.139	9
4	23	Peter ENGLAND	31.334	15	5	19.142	10	3	17.085	15	4	1:07.561	1:07.649	15
5	86	Ali KAMYAB	31.160	15	4	19.232	13	5	17.158	13	5	1:07.550	1:07.916	13
6	11	Craig THOMPSON	31.769	6	6	19.609	6	6	17.328	6	6	1:08.706	1:08.706	6
7	21	Phil CRAVEN	32.236	13	7	19.779	13	7	17.505	12	7	1:09.520	1:09.672	13

NGK UAETCC
Laps and Sector Times - QUALIFYING17 - 18 January 2019
North Corkscrew - 2298 mtr.

10		Rahil TANEJA															
lap	Sect-1	Speed	Sect-2	Speed	Sect-3	Speed	lap time	Top Speed	lap	Sect-1	Speed	Sect-2	Speed	Sect-3	Speed	lap time	Top Speed
1	Pit Out		25.224		22.115				7	30.830		19.256		17.179		1:07.265	
2	36.242		20.404		18.361		1:15.007		8	38.480		20.358		17.698		1:16.536	
3	32.654		19.663		18.190		1:10.507		9	30.871		19.203	179.4	17.065		1:07.139	179.4
4	33.509		20.133		20.541		1:14.183		10	31.213		19.346	171.4			1:13.923	171.4
5	31.519		19.482		17.421		1:08.422		11	Pit Out		21.289	173.1	19.463			173.1
6	37.597		25.376		19.436		1:22.409		12	34.870		20.782	151.3			1:20.423	151.3

11		Craig THOMPSON															
lap	Sect-1	Speed	Sect-2	Speed	Sect-3	Speed	lap time	Top Speed	lap	Sect-1	Speed	Sect-2	Speed	Sect-3	Speed	lap time	Top Speed
1	Pit Out		26.016		22.367				5	32.001		19.772		17.470		1:09.243	
2	35.946		20.859		18.824		1:15.629		6	31.769		19.609		17.328		1:08.706	
3	32.936		20.304		17.888		1:11.128		7	39.691		20.857				1:25.033	
4	32.160		19.902		17.764		1:09.826		8								

21		Phil CRAVEN															
lap	Sect-1	Speed	Sect-2	Speed	Sect-3	Speed	lap time	Top Speed	lap	Sect-1	Speed	Sect-2	Speed	Sect-3	Speed	lap time	Top Speed
1	Pit Out		30.238	125.1	20.475			125.1	8	34.094		20.256	173.1	17.868		1:12.218	173.1
2	35.572		21.253	168.2	18.418		1:15.243	168.2	9	33.124		20.037	173.6	17.621		1:10.782	173.6
3	34.249		21.166		18.124		1:13.539		10	32.838		20.130	175.6	17.861		1:10.829	175.6
4	35.964		21.583		18.060		1:15.607		11	32.939		19.955	173.4	17.551		1:10.445	173.4
5	33.810		20.380		17.749		1:11.939		12	32.531		19.905	174.5	17.505		1:09.941	174.5
6	36.482		24.059				1:25.895		13	32.236		19.779		17.657		1:09.672	
7	Pit Out		21.011	169.5	18.823			169.5	14	33.033		22.009	129.0			1:23.440	129.0

23		Peter ENGLAND															
lap	Sect-1	Speed	Sect-2	Speed	Sect-3	Speed	lap time	Top Speed	lap	Sect-1	Speed	Sect-2	Speed	Sect-3	Speed	lap time	Top Speed
1	Pit Out		25.706		22.760				9	32.094		19.643		17.644		1:09.381	
2	37.062		21.658		20.048		1:18.768		10	31.416		19.142		17.529		1:08.087	
3	34.337		20.311		18.695		1:13.343		11	36.434		24.236				1:27.709	
4	33.042		19.814		18.455		1:11.311		12	Pit Out		20.297	171.2	18.288			171.2
5	32.784		20.294		18.257		1:11.335		13	31.779		19.299		17.434		1:08.512	
6	32.308		19.801		17.690		1:09.799		14	31.448		19.215		17.340		1:08.003	
7	32.385		20.014		17.737		1:10.136		15	31.334		19.230		17.085		1:07.649	
8	31.857		19.494		17.662		1:09.013		16								

48		Ricky COOMBER															
lap	Sect-1	Speed	Sect-2	Speed	Sect-3	Speed	lap time	Top Speed	lap	Sect-1	Speed	Sect-2	Speed	Sect-3	Speed	lap time	Top Speed
1	Pit Out		21.840	141.2	21.458			141.2	7	30.509		18.563	180.6	17.887		1:06.959	180.6
2	36.008		21.317	176.8	18.808		1:16.133	176.8	8	31.064		18.357	186.2	16.686		1:06.107	186.2
3	33.495		19.970	180.0	17.694		1:11.159	180.0	9	29.976		18.208	186.9	16.507		1:04.691	186.9
4	31.507		18.743	182.7			1:10.904	182.7	10	29.826		18.353		16.387		1:04.566	
5	Pit Out		19.833		17.615				11	33.775		20.709	144.0			1:16.781	144.0
6	31.096		18.594	181.5	17.155		1:06.845	181.5	12								

69		Will MORRISON															
lap	Sect-1	Speed	Sect-2	Speed	Sect-3	Speed	lap time	Top Speed	lap	Sect-1	Speed	Sect-2	Speed	Sect-3	Speed	lap time	Top Speed
1	Pit Out		26.767	103.5	20.652			103.5	6	30.327		19.427		16.499		1:06.253	
2	35.732		21.086	118.4	18.476		1:15.294	118.4	7	29.820		18.931		16.424		1:05.175	
3	31.852		19.572	180.6	17.977		1:09.401	180.6	8	29.617		19.255		16.257		1:05.129	
4	33.502		19.574	183.7	17.749		1:10.825	183.7	9	29.842		18.784	180.6	16.251		1:04.877	180.6
5	32.874		19.635	180.3	16.677		1:09.186	180.3	10	30.030		19.636	164.1			1:13.323	164.1

86		Ali KAMYAB															
lap	Sect-1	Speed	Sect-2	Speed	Sect-3	Speed	lap time	Top Speed	lap	Sect-1	Speed	Sect-2	Speed	Sect-3	Speed	lap time	Top Speed
1	Pit Out		22.856		20.549				10	31.625		20.391	167.7	18.591		1:10.607	167.7
2	34.270		20.298		18.040		1:12.608		11	31.661		19.532	171.4	17.679		1:08.872	171.4

NGK UAETCC
Laps and Sector Times - QUALIFYING
17 - 18 January 2019
North Corkscrew - 2298 mtr.

3	31.560	19.540	17.297	1:08.397	12	32.377	19.338	17.359	1:09.074		
4	32.007	19.537	17.347	1:08.891	13	31.526	<u>19.232</u>	<u>173.1</u>	<u>17.158</u>	<u>1:07.916</u>	<u>173.1</u>
5	31.532	19.598	17.364	1:08.494	14	31.179	19.659	171.2	17.898	1:08.736	171.2
6	31.507	19.996	17.765	1:09.268	15	<u>31.160</u>	19.591	171.4	17.351	1:08.102	171.4
7	31.362	19.438	17.527	1:08.327	16	31.314	19.395		17.537	1:08.246	
8	31.963	20.005	17.397	1:09.365	17	31.667	19.569		17.316	1:08.552	
9	32.191	19.394	18.096	1:09.681	18						