

Ramadan Challenge 2016 - RD-3

Sorted on Best Lap time

SWS Junior Cup - RD-3

Indoor Karting Track 0.380 km

Qualifying - Group A

6/26/2016 05:00 PM

Qualifying (11:00 Time) started at 17:04:23

Pos	No.	Name	Laps	Diff	Gap	Best Tm	In Lap
1	3	Samir Malas	12			37.193	9
2	4	Ross Cumming	12	0.463	0.463	37.656	9
3	2	Danny Shields	12	0.738	0.275	37.931	7
4	1	Lewis England	12	0.928	0.190	38.121	8
5	6	Jake Anderson	12	0.974	0.046	38.167	8
6	8	Omar Wali	12	1.040	0.066	38.233	12
7	7	Federico Al Rifai	12	1.267	0.227	38.460	10
8	5	Joshua Rudd	12	1.333	0.066	38.526	12

Chief Time Keeper

Orbits

Clerk of the Course

www.mylaps.com

Licensed to: Dubai Autodrome

Ramadan Challenge 2016 - RD-3

Sorted on Best Lap time

SWS Junior Cup - RD-3

Indoor Karting Track 0.380 km

Qualifying - Group B

6/26/2016 05:15 PM

Qualifying (10:00 Time) started at 17:17:33

Pos	No.	Name	Laps	Diff	Gap	Best Tm	In Lap
1	18	Justin Thielecke	16			36.825	13
2	12	Oliver Walton	16	0.149	0.149	36.974	11
3	16	Kamal Agha	16	0.302	0.153	37.127	10
4	11	Oscar Mc Elroy	15	0.527	0.225	37.352	10
5	14	Sean Cumming	15	0.614	0.087	37.439	10
6	13	Alexander Renner	15	0.946	0.332	37.771	14
7	15	Martina Al Rifai	15	1.326	0.380	38.151	10
8	17	Charlie Sabugueiro	15	2.449	1.123	39.274	10

Chief Time Keeper

Orbits

Clerk of the Course

www.mylaps.com

Licensed to: Dubai Autodrome

Ramadan Challenge 2016 - RD-3

Sorted on Laps


SWS Junior Cup - RD-3

Indoor Karting Track 0.380 km

Race 1 - Group A

6/26/2016 05:30 PM

Race (16 Laps) started at 17:34:23



Pos	No.	Name	Laps	Diff	Gap	Best Tm	Points
1	2	Samir Malas	16			36.985	40
2	1	Danny Shields	16	9.228	9.228	37.610	36
3	7	Jake Anderson	16	13.128	3.900	37.541	33
4	5	Ross Cumming	16	14.012	0.884	37.673	31
5	8	Federico Al Rifai	16	28.037	14.025	37.958	30
6	3	Joshua Rudd	16	28.438	0.401	37.979	29
7	4	Lewis England	16	30.094	1.656	38.172	28
8	6	Omar Wali	16	36.356	6.262	37.980	27

Announcements

#KART NO 6 - 5 SECONDS PENALTY DUE TO CAUSING COLLISION.

Margin of Victory	Avg. Speed	Best Lap Tm	Best Speed	Best Lap by
9.228	36.542	36.985	36.988	2 - Samir Malas

Chief Time Keeper	Orbits
-------------------	--------

Clerk of the Course

www.mylaps.com

Licensed to: Dubai Autodrome

DUBAI AUTODROME

MOTORSPORTS CLUB

Ramadan Challenge 2016 - RD-3

Sorted on Laps


SWS Junior Cup - RD-3

Indoor Karting Track 0.380 km

Race 1 - Group B

6/26/2016 05:45 PM

Race (16 Laps) started at 17:50:13



Pos	No.	Name	Laps	Diff	Gap	Best Tm	Points
1	17	Justin Thielecke	16			36.649	40
2	16	Oliver Walton	16	6.808	6.808	37.065	36
3	18	Alexander Renner	16	10.351	3.543	36.981	33
4	12	Sean Cumming	16	10.626	0.275	37.012	31
5	13	Kamal Agha	16	12.036	1.410	36.732	30
6	15	Oscar Mc Elroy	16	12.261	0.225	36.647	29
7	14	Martina Al Rifai	16	17.900	5.639	37.578	28
8	11	Charlie Sabugueiro	14	2 Laps	2 Laps	41.262	27

Announcements

#KART NO 13,15 - 5 SECONDS PENALTY DUE TO CAUSING COLLISION.

Margin of Victory	Avg. Speed	Best Lap Tm	Best Speed	Best Lap by
6.808	36.782	36.647	37.329	15 - Oscar Mc Elroy

Chief Time Keeper	Orbits
-------------------	--------

Clerk of the Course

www.mylaps.com

Licensed to: Dubai Autodrome

Ramadan Challenge 2016 - RD-3

Sorted on Laps

SWS Junior Cup - RD-3

Indoor Karting Track 0.380 km

Race 2 - Group A

6/26/2016 06:00 PM

Race (16 Laps) started at 18:06:09



Pos	No.	Name	Laps	Diff	Gap	Best Tm	Points
1	8	Danny Shields	16			37.117	40
2	5	Samir Malas	16	0.595	0.595	36.945	36
3	6	Joshua Rudd	16	7.503	6.908	36.966	33
4	1	Jake Anderson	16	19.215	11.712	38.194	31
5	4	Federico Al Rifai	16	20.762	1.547	37.883	30
6	7	Lewis England	16	23.069	2.307	37.917	29
7	2	Ross Cumming	16	27.397	4.328	37.219	28
8	3	Omar Wali	16	37.776	10.379	37.802	27

Announcements

#KART NO 2 - 5 SECONDS PENALTY DUE TO ADVANTAGE BY CONTACT

Margin of Victory	Avg. Speed	Best Lap Tm	Best Speed	Best Lap by
0.595	36.421	36.945	37.028	5 - Samir Malas

Chief Time Keeper	Orbits
-------------------	--------

Clerk of the Course

www.mylaps.com

Licensed to: Dubai Autodrome

DUBAI AUTODROME

MOTORSPORTS CLUB

Ramadan Challenge 2016 - RD-3

Sorted on Laps


SWS Junior Cup - RD-3

Indoor Karting Track 0.380 km

Race 2 - Group B

6/26/2016 06:15 PM

Race (16 Laps) started at 18:22:14



Pos	No.	Name	Laps	Diff	Gap	Best Tm	Points
1	12	Kamal Agha	16			36.636	40
2	15	Alexander Renner	16	8.803	0.704	37.295	36
3	16	Oscar Mc Elroy	16	8.099	8.099	36.906	33
4	18	Oliver Walton	16	9.060	0.257	36.826	31
5	13	Justin Thielecke	16	9.535	0.475	37.136	30
6	17	Sean Cumming	16	11.579	2.044	36.956	29
7	11	Martina Al Rifai	16	22.558	10.979	38.239	28
8	14	Charlie Sabugueiro	15	1 Lap	1 Lap	39.817	27

Announcements

#KART NO 16 - 1 PLACE PENALTY DUE TO ADVANTAGE BY CONTACT

Margin of Victory	Avg. Speed	Best Lap Tm	Best Speed	Best Lap by
8.803	36.461	36.636	37.340	12 - Kamal Agha

Chief Time Keeper	Orbits
-------------------	--------

Clerk of the Course

www.mylaps.com

Licensed to: Dubai Autodrome

DUBAI AUTODROME

MOTORSPORTS CLUB

Ramadan Challenge 2016 - RD-3

Sorted on Laps

SWS Junior Cup - RD-3

Indoor Karting Track 0.380 km

Last Chance Final

6/26/2016 06:35 PM

Race (16 Laps) started at 18:46:40

Pos	No.	Name	Laps	Diff	Gap	Best Tm
1	4	Sean Cumming	16			37.072
2	2	Ross Cumming	16	0.201	0.201	37.195
3	5	Omar Wali	16	13.810	13.609	37.785
4	1	Lewis England	16	18.594	4.784	37.367
5	3	Martina Al Rifai	16	24.991	6.397	37.698
DNF	6	Charlie Sabugueiro	7	DNF	9 Laps	40.912

Announcements

#KART NO 3 - 5 SECONDS PENALTY DUE TO CAUSING COLLISION.

Margin of Victory	Avg. Speed	Best Lap Tm	Best Speed	Best Lap by
0.201	36.290	37.072	36.901	4 - Sean Cumming

Chief Time Keeper

Orbits

Clerk of the Course

www.mylaps.com

Licensed to: Dubai Autodrome

Printed: 6/27/2016 8:11:47 PM

DUBAI AUTODROME

MOTORSPORTS CLUB

Ramadan Challenge 2016 - RD-3

Sorted on Laps


SWS Junior Cup - RD-3

Indoor Karting Track 0.380 km

Grand Final

6/26/2016 06:50 PM

Race (18 Laps) started at 19:05:12



Pos	No.	Name	Laps	Diff	Gap	Best Tm
1	6	Oscar Mc Elroy	18			36.897
2	7	Oliver Walton	18	0.965	0.965	36.788
3	8	Kamal Agha	18	1.079	0.114	36.789
4	3	Samir Malas	18	2.601	1.522	36.911
5	1	Sean Cumming	18	6.330	3.729	37.132
6	9	Danny Shields	18	7.919	1.589	37.109
7	12	Justin Thieleck	18	9.713	1.794	36.774
8	2	Federico Al Rifai	18	10.929	1.216	37.540
9	4	Alexander Renner	18	11.574	0.645	37.363
10	10	Joshua Rudd	18	12.599	1.025	37.511
11	5	Ross Cumming	18	14.405	1.806	37.631
12	11	Jake Anderson	18	36.929	22.524	38.363

Announcements

- #KART NO 9 - 5 SECONDS PENALTY DUE TO JUMP START
- #KART NO 12 - 10 SECONDS PENALTY DUE TO ADVANTAGE BY CONTACT
- #KART NO 8 - 5 SECONDS PENALTY DUE TO ADVANTAGE BY CONTACT

Margin of Victory	Avg. Speed	Best Lap Tm	Best Speed	Best Lap by
0.965	36.214	36.774	37.200	12 - Justin Thieleck

Chief Time Keeper	Orbits
Clerk of the Course	

www.mylaps.com

Licensed to: Dubai Autodrome